

# Domestic Violence and the Church

---

Survey of Protestant Pastors

**Sponsored by Autumn Miles**



# Methodology

---

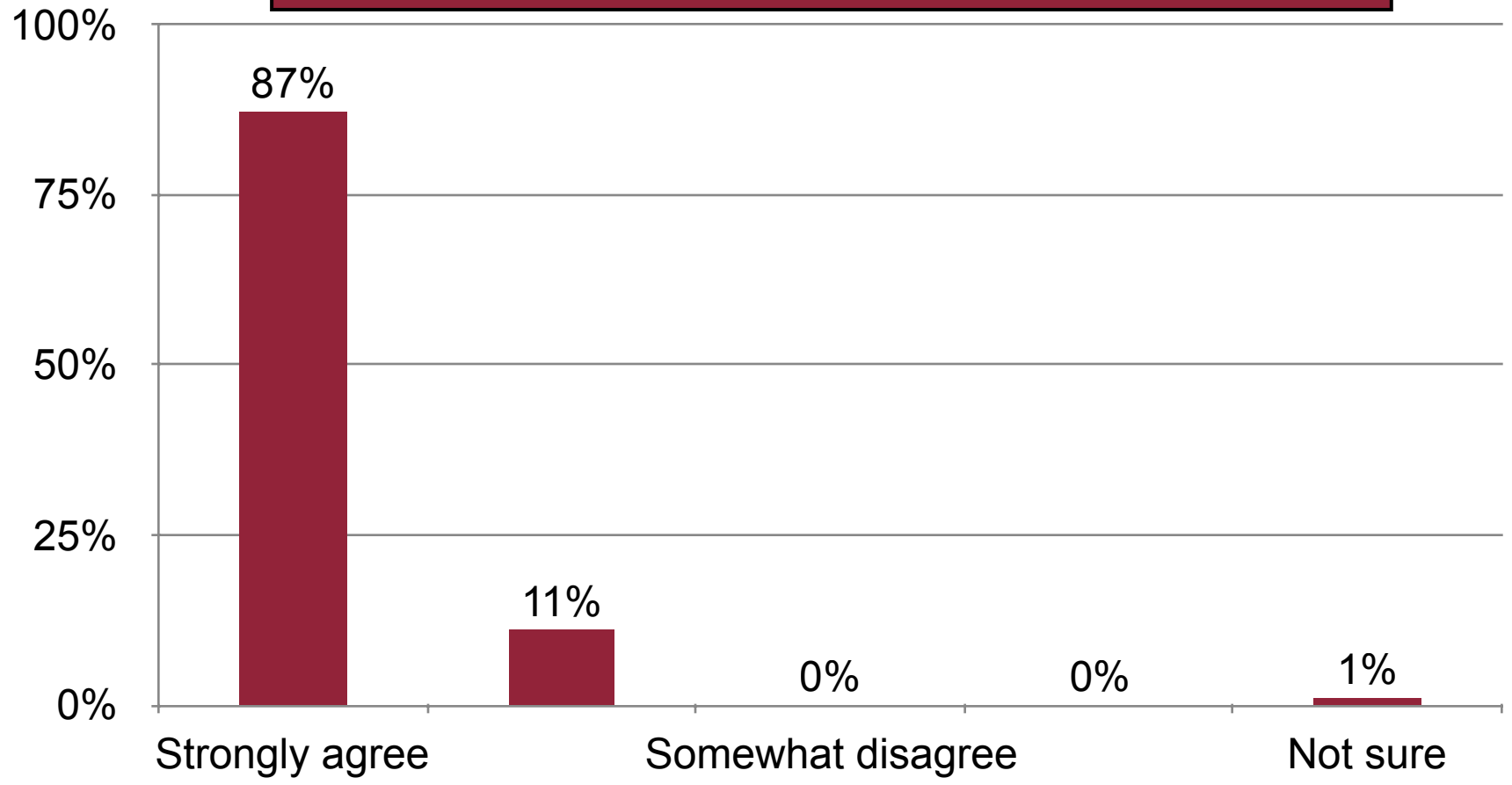
- p The study was sponsored by Autumn Miles.
- p The phone survey of Protestant pastors was conducted August 22 – September 16, 2016
- p The calling list was a stratified random sample, drawn from a list of all Protestant churches. Quotas were used for church size
- p Each interview was conducted with the senior pastor, minister or priest of the church called
- p Responses were weighted by region to more accurately reflect the population
- p The completed sample is 1,000 surveys
- p The sample provides 95% confidence that the sampling error does not exceed  $\pm 3.2\%$
- p Margins of error are higher in sub-groups

# Survey Responses

---

# 98% say a person experiencing domestic violence would find their church to be a safe haven

**Among Protestant Pastors**

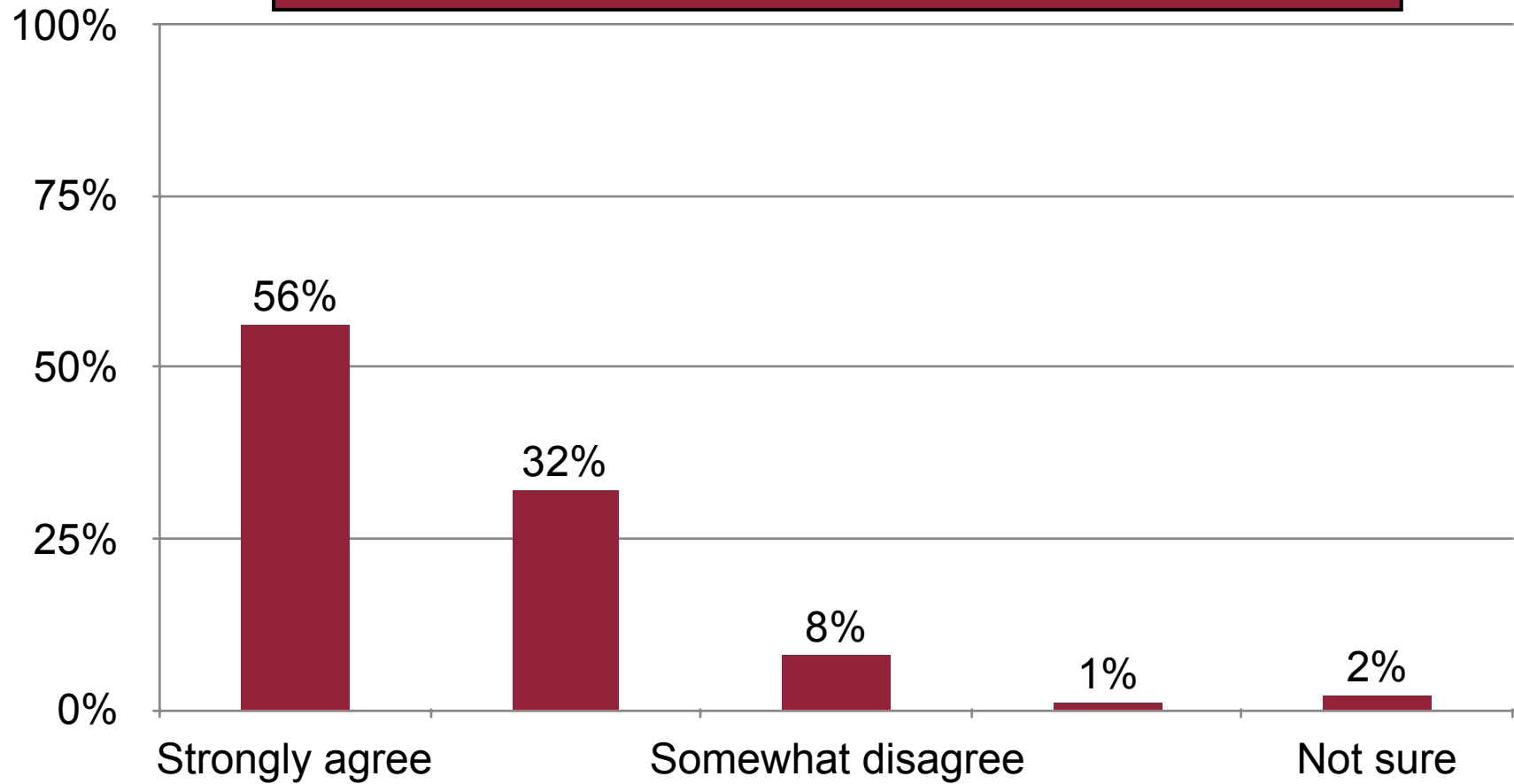


Q: "A person experiencing domestic violence would find our church to be a safe haven."



# 89% regularly communicate that specific behaviors related to domestic violence are not OK

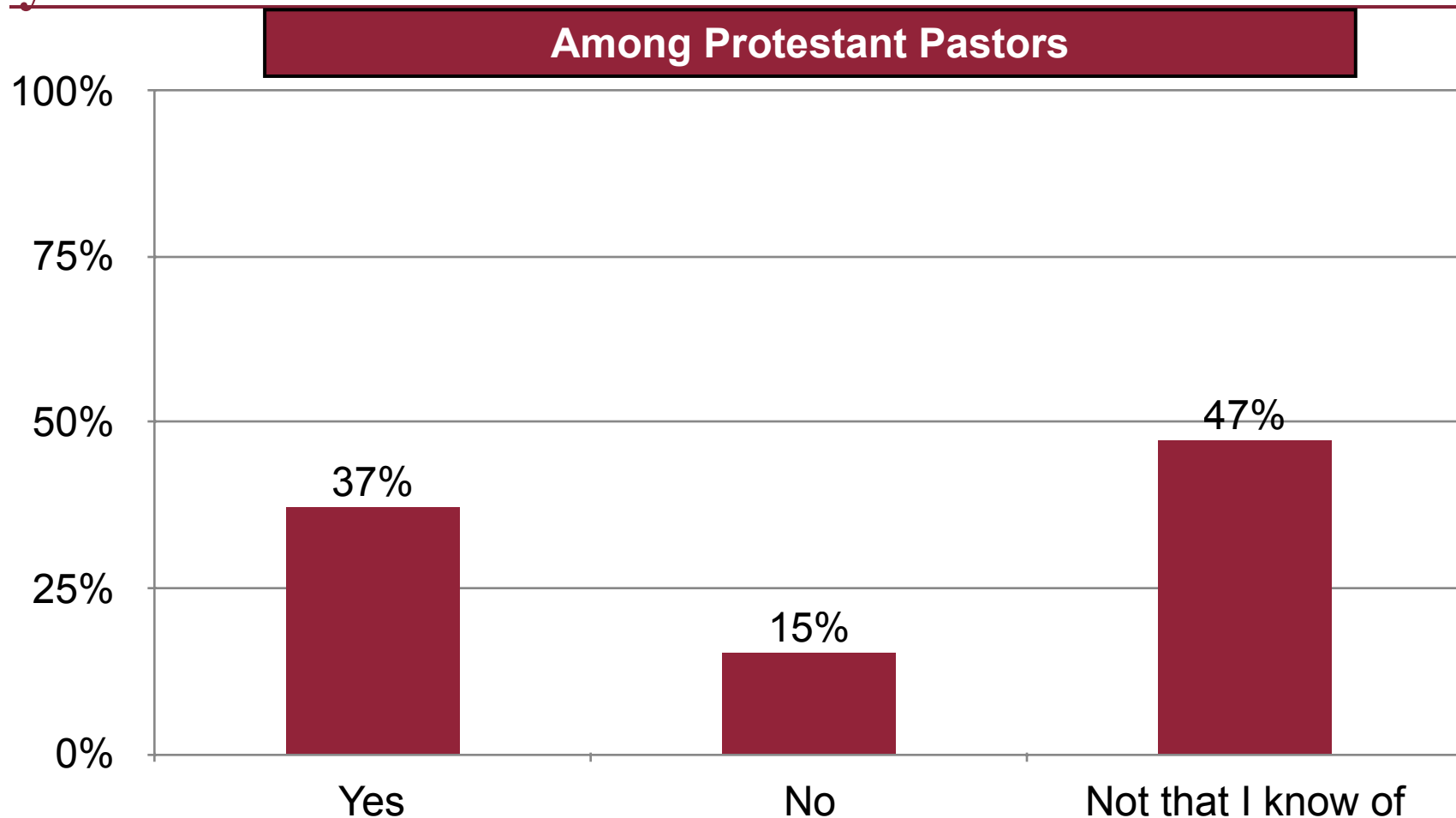
Among Protestant Pastors



Q: "Our church regularly communicates that specific behaviors related to domestic violence are not OK."



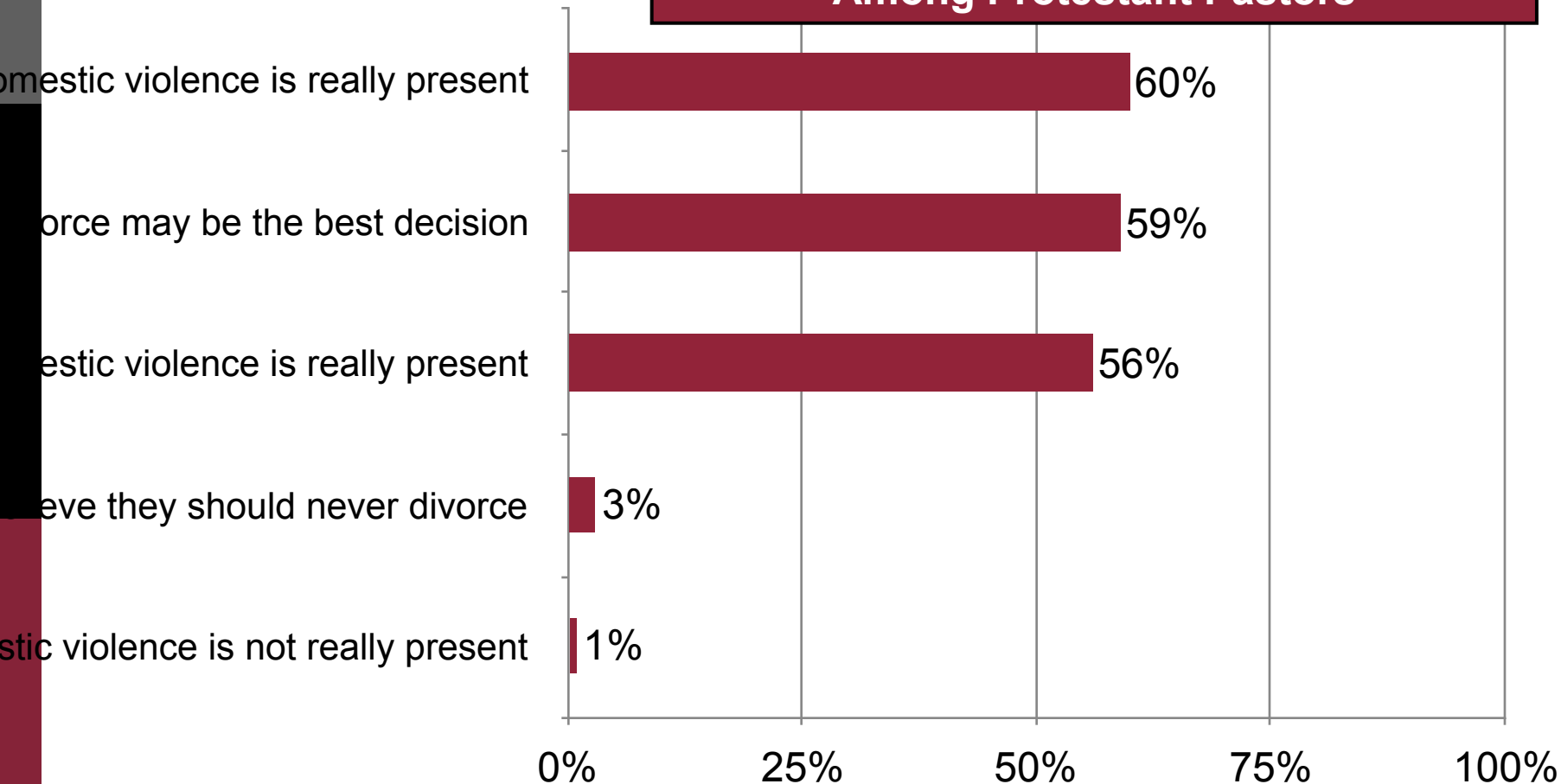
# 37% know of an adult in their church who has experienced domestic or sexual violence in the last 3 years



Q: "Has an adult in your church experienced domestic or sexual violence in the last 3 years?"

# “If someone in your congregation files for divorce and cites domestic violence as the reason, what would your response likely be?”

Among Protestant Pastors

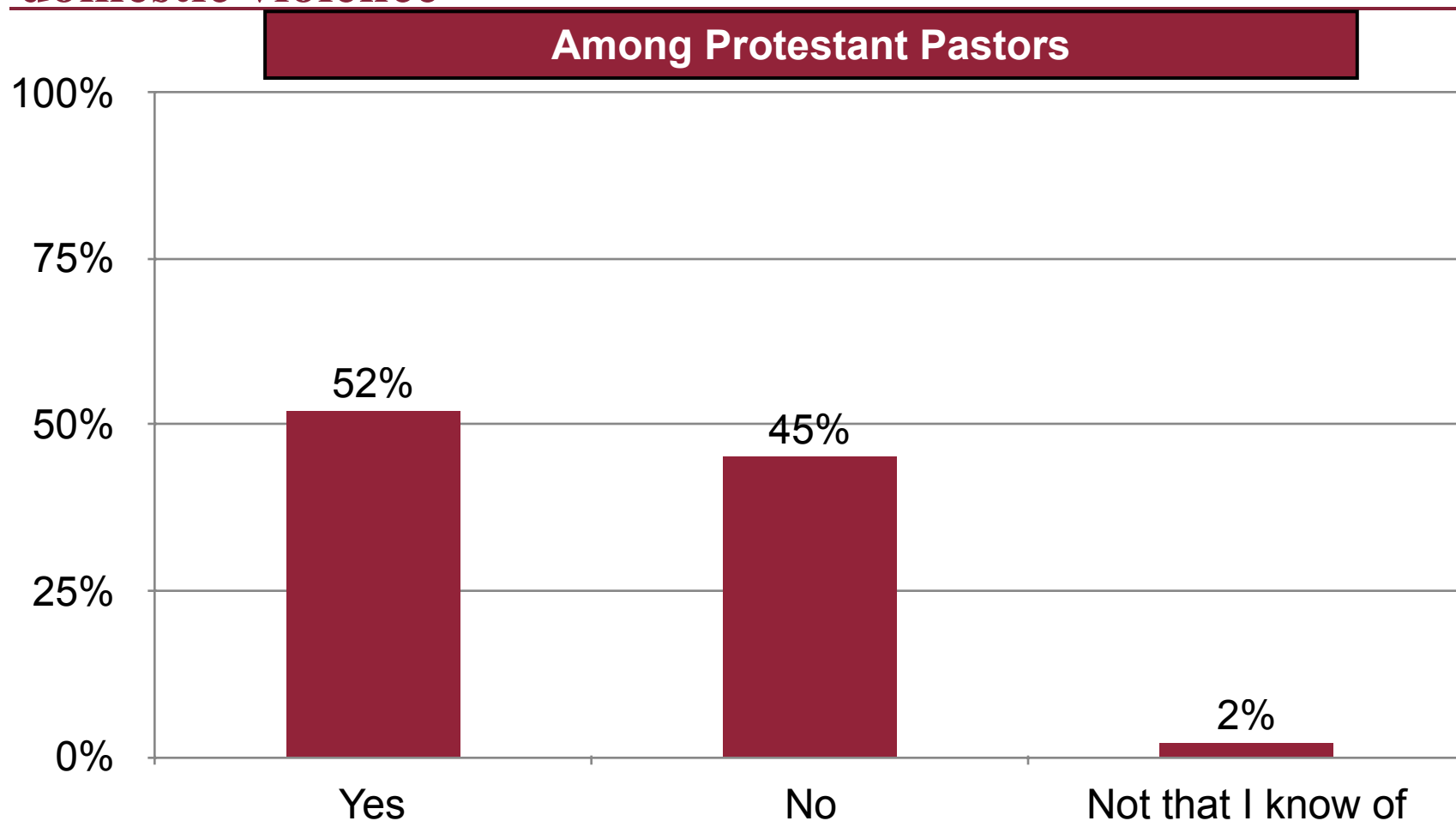


Not sure 5%

Q: “If someone in your congregation files for divorce and cites domestic violence as the reason, what would your response likely be? (Select all that apply)”



## Just over half of churches have a plan in place for responding to someone sharing that they are experiencing domestic violence

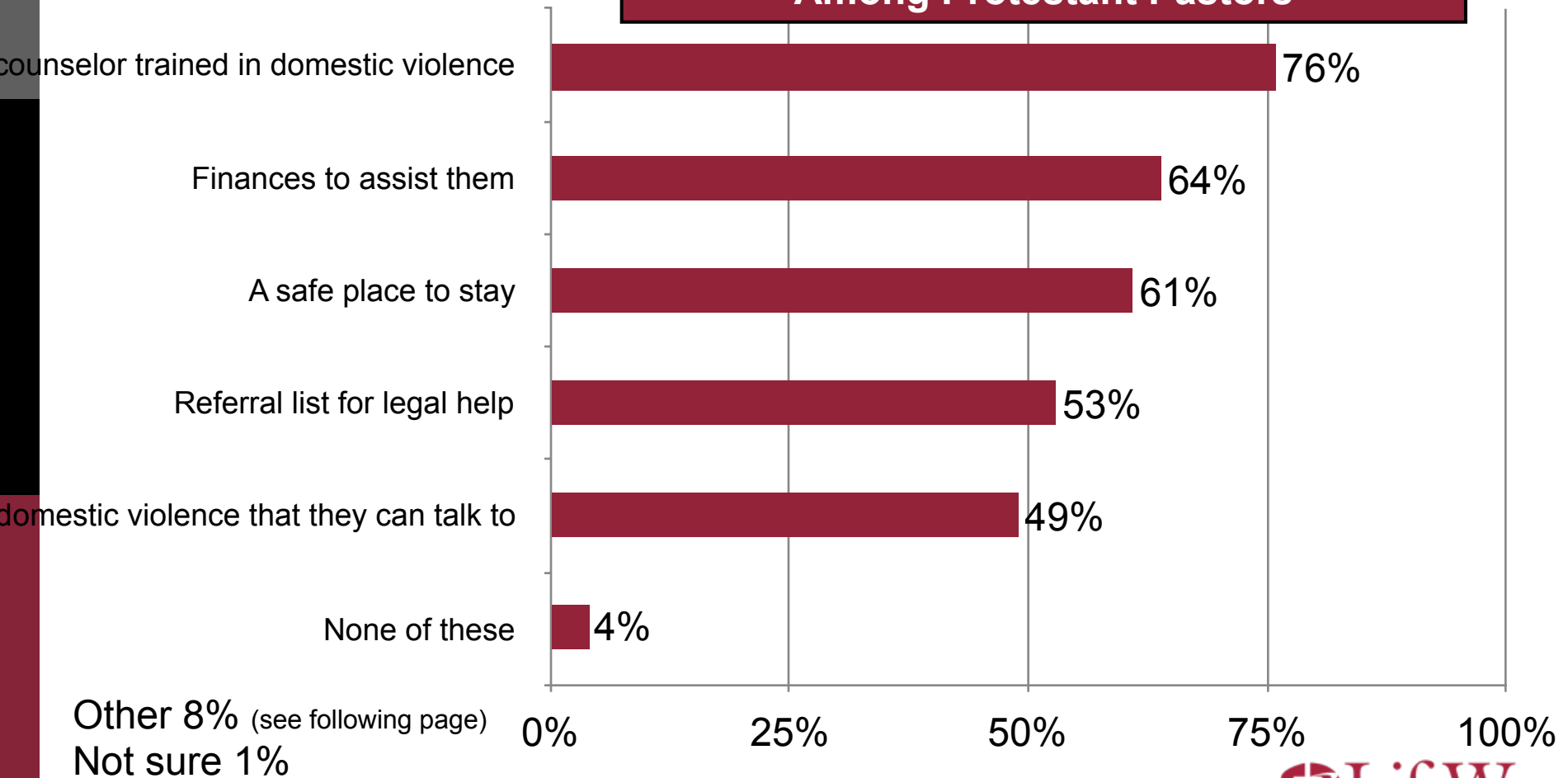


Q: "Does your church have a specific plan or procedures in place for how to respond if someone shares that they are experiencing domestic violence?"



# Three-quarters of churches have a referral list with a professional counselor trained in domestic violence

Among Protestant Pastors



Q: "Which, if any, of the following specific resources does your church have in place to offer someone who is experiencing domestic violence? (Select all that apply)"



# Other mentions of specific church resources in place:

---

- p Counseling (In addition to indicating a “referral list with professional counselor” it was also mentioned here and some specified counselors at the church)
- p Referrals for shelter or other local churches
- p Local shelters
- p Referrals to county or state agencies
- p Training/education
- p Pastoral care and support
- p Support groups

---

# Significant Differences

Pastor

Ethnicity

Age

Education Level

Self-identified Evangelical/Mainline

Church

Region

Denomination

Average Attendance

# Significant Statistical Differences

- p Comparisons were made to determine if there are any significant statistical differences among the church's attendance and region, the pastor's age and ethnicity.

Attendance	Region	Age	Pastor's Ethnicity
0-49	Northeast	18-44	White
50-99	Midwest	45-54	African American
100-249	South	55-64	Other Ethnicities
250+	West	65+	

Note: Region is defined by US Census regions

# Significant Statistical Differences

- p Comparisons were also made to determine if there are any significant statistical differences among the self-identified Evangelical or Mainline, denomination , and education level.

Self-Identify	Denomination	Education Level
Evangelical	Baptist	No College Degree
Mainline	Christian/Church of Christ	Bachelor's Degree
	Lutheran	Master's Degree
	Methodist	Doctoral Degree
	Pentecostal	
	Presbyterian/ Reformed	

## **“A person experiencing domestic violence would find our church to be a safe haven”**

---

- There were no significant differences in combined Agree percentage
- Pastors in the West (90%) and South (89%) are more likely to Strongly Agree than Pastors in the Midwest (83%)
- Pastors age 55-64 (90%) are more likely to Strongly Agree than those 18-44 (85%) and 45-54 (83%)
- Pentecostals (99%) are more likely to Strongly Agree than Baptists (88%), Lutherans (86%), Methodists (82%), Presbyterian/Reformed (87%), and Holiness (81%)
- Those with no college degree (92%) or a Doctoral degree (93%) are more likely to Strongly Agree than those with a Master's (84%)

## **“Our church regularly communicates that specific behaviors related to domestic violence are not OK”**

- Pastors of churches with attendance of 250+ (93%) are more likely to Agree than those with attendance of 50-99 (86%)
- Pentecostals (95%) and Baptists (91%) are more likely to Agree than Presbyterian/Reformed (82%)
- Those with a Doctoral degree (94%) are more likely to Agree than those with a Bachelor's (87%) or Master's degree (87%)

## **“Has an adult in your church experienced domestic or sexual violence in the last 3 years?”**

- Pastors of churches with attendance of 250+ (65%) are most likely to select “Yes,” followed by those with attendance 100-249 (43%), then 50-99 (31%), then 0-49 (20%)
- Pastors in the Midwest (42%) and West (45%) are more likely to select “Yes” than Pastors in the South (33%)
- Pastors age 55-64 (42%) are more likely to select “Yes” than those 65+ (31%)
- African-American pastors (31%) and pastors of Other Ethnicities (32%) are more likely to select “No” than White pastors (13%)
- Those with a Doctoral degree (47%) are more likely to select “Yes” than those with a Bachelor’s (31%) or Master’s degree (37%)



## **“If someone in your congregation files for divorce and cites domestic violence as the reason, what would your response likely be?”**

---

### **To believe domestic violence is really present**

- Pastors age 18-44 are the most likely to select (65%)
- Pastors age 55-64 (57%) are more likely to select than Pastors age 65+ (46%)
- White pastors (58%) are more likely to select than African-American pastors (41%)
- Lutherans (70%), Methodists (63%), and Presbyterian/Reformed (62%) are more likely to select than Baptists (49%) and Pentecostals (40%)
- Those with a Master's degree (62%) are more likely to select than those with no college degree (40%) or a Bachelor's (50%)

## **“If someone in your congregation files for divorce and cites domestic violence as the reason, what would your response likely be?”**

---

### **To investigate whether domestic violence is really present**

- Evangelical pastors (68%) are more likely to select than Mainline pastors (46%)
- Baptists (70%), Pentecostals (70%), and Holiness (76%) are more likely to select than Lutherans (52%), Methodists (39%), and Presbyterian/Reformed (47%)
- Those with no college degree (69%) are more likely to select than those with a Master's (58%)

### **To believe that domestic violence is not really present**

- No significant differences

# “If someone in your congregation files for divorce and cites domestic violence as the reason, what would your response likely be?”

---

## To believe they should never divorce

- Pastors in the Northeast (7%) are more likely to select than Pastors in the South (2%)
- Pastors age 18-44 (6%) are more likely to select than those 45-54 (2%) and 55-64 (2%)
- Pastors of Other Ethnicities (9%) are more likely to select than White pastors (3%)
- Church of Christ (8%) and Baptists (5%) are more likely to select than Presbyterian/Reformed (<1%)
- Those with no college degree (9%) are more likely to select than those with a Master's (2%) or a Doctoral degree (2%)

## **“If someone in your congregation files for divorce and cites domestic violence as the reason, what would your response likely be?”**

---

### **To believe divorce may be the best decision**

- Pastors age 55-64 (63%) are more likely to select than those 18-44 (53%)
- Mainline pastors (72%) are more likely to select than Evangelical pastors (55%)
- Lutherans (67%), Methodists (72%), and Presbyterian/Reformed (71%) are more likely to select than Baptists (50%) and Pentecostals (49%)
- Those with a Master’s degree are the most likely to select (66%)

## **“Does your church have a specific plan or procedures in place for how to respond if someone shares that they are experiencing domestic violence?”**

---

- Pastors of churches with attendance of 250+ are the most likely to select “Yes” (73%)
- Pastors in the Northeast (64%) are more likely to select “Yes” than Pastors in the South (51%) and Midwest (45%)
- Pastors of Other Ethnicities (67%) are more likely to select “Yes” than White pastors (51%)
- Methodists (63%) and Pentecostals (66%) are more likely to select “Yes” than Baptists (52%), Lutherans (44%), Presbyterian/Reformed (45%), Church of Christ (41%), and Holiness (45%)
- Those with a Doctoral degree (62%) are more likely to select than those with a Master’s degree (50%)

# “Which, if any, of the following specific resources does your church have in place to offer someone who is experiencing domestic violence?”

---

## A safe place to stay

- Pastors of churches with attendance of 250+ (68%) are more likely to select than those with attendance of 0-49 (55%)
- Baptists (66%) are more likely to select than Lutherans (55%) and Methodists (54%)

## Referral list with professional counselor trained in domestic violence

- Pastors of churches with attendance of 250+ are the most likely to select (92%), followed by those with attendance 100-249 (81%)
- Pastors age 55-64 (79%) are more likely to select than those 18-44 (72%)
- Methodists (85%) are more likely to select than Baptists (75%), Church of Christ (72%), and Holiness (63%)
- Those with a Master's (78%) or a Doctoral degree (84%) are more likely to select than those with no college degree (68%) or a Bachelor's (67%)

# “Which, if any, of the following specific resources does your church have in place to offer someone who is experiencing domestic violence?”

---

## Referral list for legal help

- Pastors of churches with attendance of 250+ (63%) are more likely to select than those with attendance of 50-99 (49%) and 100-249 (52%)
- Pastors in the Northeast (61%) are more likely to select than Pastors in the Midwest (49%)
- Mainline pastors (59%) are more likely to select than Evangelical pastors (50%)

# **“Which, if any, of the following specific resources does your church have in place to offer someone who is experiencing domestic violence?”**

---

## **Finances to assist them**

- Pastors of churches with attendance of 0-49 are the least likely to select (51%), followed by those with attendance 50-99 (61%)
- Pastors in the South (67%) are more likely to select than Pastors in the West (58%)
- Pastors age 55-64 (67%) are more likely to select than those age 65+ (58%)
- White pastors are the most likely to select (66%)
- Baptists (71%), Presbyterian/Reformed (67%), and Church of Christ (67%) are more likely to select than Lutherans (49%) and Methodists (53%)



## **“Which, if any, of the following specific resources does your church have in place to offer someone who is experiencing domestic violence?”**

---

### **Someone in the church who has experienced domestic violence that they can talk to**

- Pastors of churches with attendance of 250+ are the most likely to select (65%)
- Pastors in the West (62%) are more likely to select than Pastors in the South (46%) and Midwest (43%)
- Pentecostals (61%) are more likely to select than Lutherans (35%), Methodists (42%), and Presbyterian/Reformed (43%)
- Those with no college degree are the most likely to select (66%)

# Domestic Violence and the Church

---

Survey of Protestant Pastors

**Sponsored by Autumn Miles**

